











Height Adjustable Monitor Desktop Mount							
	Code	SP601-S	SP601a-D	SP601-SG	SP601a-DG		
Mounting Base	Clamp		Grommet				
Color Variety							
		White		Gray		Gray	
Monitor Adaptation							
Monitor Application	Single Monitor	Dual Monitor	Single Monitor	Dual Monitor			
Screen Size (Recommended)	≤32"	≤27" (each)	≤32"	≤27" (each)			
Monitor Tilt / Rotation	±30°, 360°	±45°, 360°	±30°, 360°	±45°, 360°			
Specifications							
Lifting Adjustability Control	Concealed Crank						
Height Range	200 mm / 7.8"						
Frame	Aluminum, Iron						
Integrated Cable Management	★		★				
Worktop Thickness	10-90 mm / 0.4"-3.5"						

